



# SAINT-GAUDENS

SOLID BRONZE HARDWARE

*the beauty of fine design, the eternity of solid bronze*

MARSTON



SOLID BRONZE

## Saint-Gaudens Hardware

*is designed to provide lasting service. Made of the highest quality materials and engineered to meet strict safety standards, this hardware will provide years of useful service and distinguish your home as extraordinary.*

*Distinctively styled and crafted, Saint-Gaudens is designed to provide consistency in both style and finish to your décor. Marston's simple, understated elegance is available in two refined finishes – Dark Bronze – Fine (DBF) and Satin Bronze – Fine (SBF).*

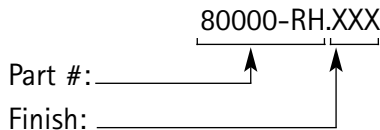


dark bronze fine



satin bronze fine


### How to Order:



### INDEX


---

|                         |     |
|-------------------------|-----|
| Tubular Lock Sets ..... | 3-5 |
| Mortise Lock Sets ..... | 6-7 |
| Product Listing .....   | 8   |



SAINT-GAUDENS


SOLID BRONZE HARDWARE



MARSTON

2

## Marston Entrance Handle Sets



## Marston Entrance Handle Sets - Tubular *Applications/Specifications*

### Applications:

The Marston entrance lock was designed using crown molding as inspiration. Marston entrance locks are available as tubular or mortise functions. A square grip is used on the outside with a round knob or straight lever inside. The Saint-Gaudens trademark rustic finishes have been softened to enhance the traditional style of the Marston design, and are designate as Dark Bronze Fine and Satin Bronze Fine.

### Advantages:

- ▶ Tubular sets offer ease of installation using standard 2-1/8" door prep (ANSI 161 for 2-3/8" backset)
- ▶ Solid Bronze Knobs/Levers/Escutcheon
- ▶ Solid brass 5-pin 'C' keyway cylinder standard

### Specifications:

#### Handing

Non-handed for Knobs. Handed for Levers.

#### Door Thickness

1-3/4" (44mm) to 2-1/8" (54mm) standard.

#### Backset

2-3/8" (66mm) latch standard.

2-3/4" (70mm) optional.

#### Faceplate

2-1/4" (57mm) x 1-1/8" (29mm) square corner latch faceplate standard

#### Bolt

Deadbolt constructed of solid brass. Deadbolt has 1" (25mm) throw when extended with a hardened steel insert for maximum protection and security. Latchbolt constructed of stainless steel. Latchbolt has a 1/2" (13mm) throw when extended to fully engage the door jamb.

#### Strike

Latch is furnished with a 'T' strike. Latch and deadbolt furnished with a dust box.

#### Center to Center(CTC) (lock to deadbolt)

Tubular - 5-1/2" (CTC) standard template.

#### Door Preparation

2-1/8" dia. (54mm) face bore with no additional hardware. 1" (25mm) latch bore.

#### Cylinder

Solid brass, 5-pin, 'C' keyway standard. Cylinder is protected with a free-turning cylinder guard to resist gripping or twisting by vandals.

#### Keying

Cylinders easily re-keyed for individual job requirements.

#### Keys

Two polished brass Saint-Gaudens large bow keys standard. Designed with 1-1/4" (32mm) wide bow surface to facilitate use by physically challenged individuals.

#### Finishes

Dark Bronze -Fine, Satin Bronze - Fine.

#### Dimensions

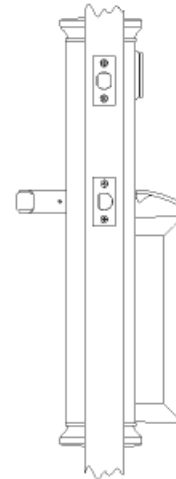
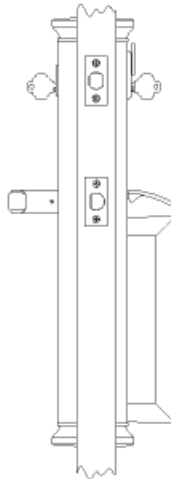
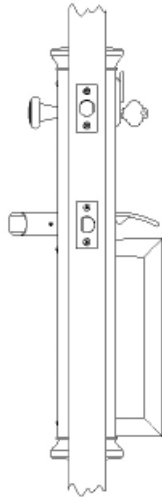
Plate: 3-1/2" x 19"



## Marston Entrance Handle Sets - Tubular

*Functions*

Functions:



### Model

81152-ENTR (Knob)

81352-X\*ENT (Lever)

\*X = L for LH, R for RH

81152-DBL (Knob)

81352-X\*DBL (Lever)

81152-FD (Knob)

81352-X\*FD (Lever)

### Function

Handle Set with Single Cylinder Deadbolt

Handle Set with Double Cylinder Deadbolt

Dummy Handle Set with Dummy Deadbolt

### Description

Latchbolt operated by thumbpiece outside and grip inside. Deadbolt operated by key outside and thumbturn inside.


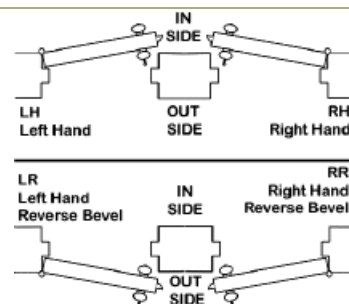
Latchbolt operated by thumbpiece outside and grip inside. Deadbolt operated by key both sides.

Handle and grip act as a pull only. For inactive leaf of double doors. No operation.

\*Levers are handed –

Please see chart determine the handing of your door.

Professional Installation Required for Full Warranty.



## Marston Entrance Handle Sets - Mortise *Applications/Specifications*

### Applications:

The Marston line of Saint-Gaudens entrance lock was designed using crown molding as inspiration. Marston entrance locks are available as tubular or mortise functions. A square grip is used on the outside with a straight lever inside. The Saint-Gaudens trademark rustic finishes have been softened to enhance the more traditional look of the Marston design and are designated as Dark Bronze Fine and Satin Bronze Fine..

### Advantages:

- ▶ Mortise Lock Body meets ANSI GRADE 1 specifications: ANSI-A15613 and is UL Listed
- ▶ Available 2-3/4" backset standard
- ▶ Solid Bronze Levers/Escutcheons
- ▶ Solid Brass 5-pin 'C' keyway cylinder standard
- ▶ Mortise Lock has emergency egress feature inside lever retracts latch and deadbolt simultaneously, leaving outside locked.

### Specifications:

#### Handing

Mortise locks are handed.

#### Door Thickness

1-3/4" (44mm) to 2-1/8" (54mm) standard.

#### Backset

2-3/4" standard, 2-1/2" special order

#### Front

1-1/4" x 8" with adjustable bevel.

#### Bolt

Deadbolt constructed of stainless steel.  
Deadbolt has 1" throw. Latch throw is 3/4"

#### Strike

Strike is Straight Lip 4-7/8" ANSI with dust box..

#### Lock Case

Stamped steel .090 thick, Zinc dichromate finish.

#### Cylinder

Solid brass, 5-pin, 'C' keyway standard.

#### Keys/Keying

Two polished brass Saint-Gaudens large bow keys standard. Cylinder easily re-keyed for individual job requirements.


#### Finishes

Dark Bronze -Fine, Satin Bronze - Fine.

#### Dimensions

Plate: 3-1/2" x 19"

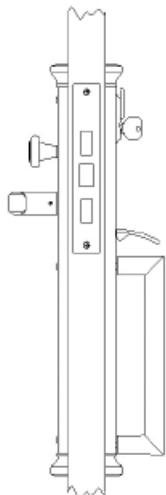
**Professional Installation Required for Full Warranty.**



## Marston Entrance Handle Sets - Mortise

*Functions*

Functions:



### Model

82352-MX\*ENT1\*\* (Lever)

\*X = L for LH, R for RH      \*\*1= 1 for 2-1/2", 2 for 2-3/4" backset

### Function


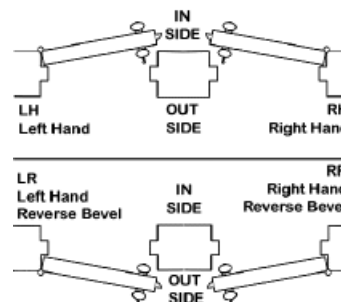
Handle Set with Single  
Cylinder Deadbolt

### Description

Latch by lever inside or thumbpiece  
outside. Deadbolt by turnpiece inside.  
Inside lever retracts latch and deadbolt  
simultaneously, leaving outside locked.  
Deadbolt deadlocks latch.

\*Levers are handed –  
Please see chart determine the handing of your door.

Professional Installation Required for Full Warranty.



**PRODUCT LISTING - MARSTON**

| <b>Part Number</b> | <b>Product Description</b>   |
|--------------------|--|
| 81152-ENTR         | Tubular Entry, Round Knob  |
| 81152-DBL          | Tubular Entry, Round Knob, Double Cylinder                         |
| 81152-FD           | Entry Set, Round Knob, Full Dummy                                  |
| 81352-LENT         | Tubular Entry, Left Handed Lever                                   |
| 81352-RENT         | Tubular Entry, Right Handed Lever                                  |
| 81352-LDBL         | Tubular Entry, Left Handed Lever, Double Cylinder                  |
| 81352-RDBL         | Tubular Entry, Right Handed Lever, Double Cylinder                 |
| 81352-LFD          | Entry Set, Left Handed Lever, Full Dummy                           |
| 81352-RFD          | Entry Set, Left Handed Lever, Full Dummy                           |
| 82352-MLENT1       | Mortise Entry, Left Handed Lever, 2-1/2" Backset                   |
| 82352-MRENT1       | Mortise Entry, Right Handed Lever, 2-1/2" Backset                  |
| 82352-MLDBL1       | Mortise Entry, Left Handed Lever, Double Cylinder, 2-1/2" Backset  |
| 82352-MRDBL1       | Mortise Entry, Right Handed Lever, Double Cylinder, 2-1/2" Backset |
| 82352-MLENT2       | Mortise Entry, Left Handed Lever, 2 3/4" Backset                   |
| 82352-MRENT2       | Mortise Entry, Right Handed Lever, 2 3/4" Backset                  |
| 82352-MLDBL2       | Mortise Entry, Left Handed Lever, Double Cylinder, 2 3/4" Backset  |
| 82352-MRDBL2       | Mortise Entry, Right Handed Lever, Double Cylinder, 2 3/4" Backset |

